

Crimpmate Range - RSV 1.6

The rectangular connector system RSV 1.6 in 5.00 mm pitch guarantees the highest proven contact reliability during strong vibration. Without any screws: When the connector is plugged in, the pin headers and socket blocks lock together and can only be separated when the release levers are activated.

To achieve the high density of connections required, the RSV 1.6 has been designed utilising crimp technology. This connection technique permits the components to be pre-assembled in large batches. Thus, the crimpmate range saves space and combines safe contacts and swift installation.

Two crimp contact systems are available for use with the RSV 1.6: GB/GS - is the low cost "fit-for-use" system. CB/CS - is the high-spec, high vibration resistant, high mating cycles option.

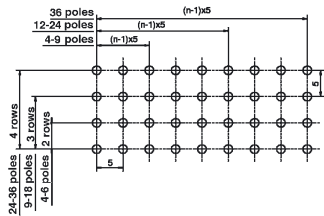
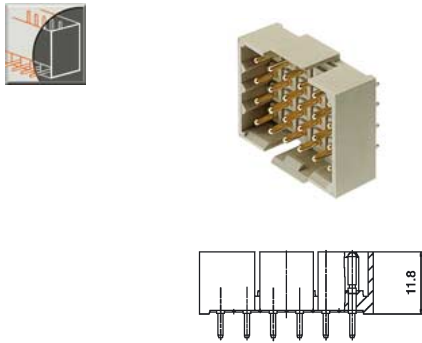
Product features overview:

- vibration-resistant due to a high-quality contact system
- integrated fixing flanges for the printed circuit board headers
- locking latches ensure a secure connection of the socket block to the pin header
- multi-row capability provides a high connection density
- protection against incorrect insertion
- large selection of accessories

Crimpmate Range - RSV 1.6



Pin headers RSV 1.6 LS



Technical Data		VDE	UL	CSA
Rated voltage	V	250*	300	300
Rated current	A	10	10	13

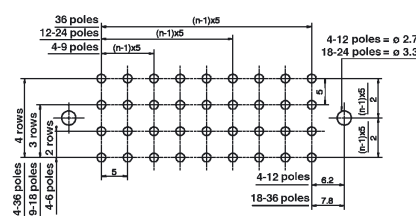
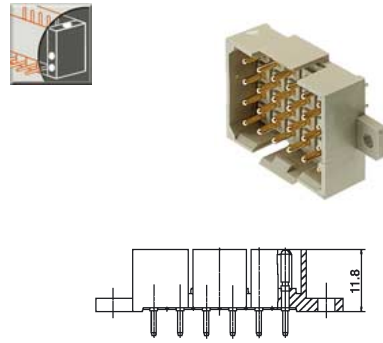
*Overvoltage category III / Pollution severity 3
Additional technical data see page 232

Solder pin length		3.2 mm	4.5 mm
tin-plated version			
Colour			
Poles	Type	Cat. No.	Qty.
4	RSV 1.6 LS4 SN	1440500000	100
6	RSV 1.6 LS6 SN	1441500000	50
9	RSV 1.6 LS9 SN	1442500000	50
12	RSV 1.6 LS12 SN	1443500000	25
18	RSV 1.6 LS18 SN	1444500000	25
24	RSV 1.6 LS24 SN	1445500000	20
36	RSV 1.6 LS36 SN	1446500000	10

Solder pin length		3.2 mm	4.5 mm
gold-plated version			
Colour			
Poles	Type	Cat. No.	Qty.
4	RSV 1.6 LS4 AU	1440400000	100
6	RSV 1.6 LS6 AU	1441400000	50
9	RSV 1.6 LS9 AU	1442400000	50
12	RSV 1.6 LS12 AU	1443400000	25
18	RSV 1.6 LS18 AU	1444400000	25
24	RSV 1.6 LS24 AU	1445400000	20
36	RSV 1.6 LS36 AU	1446400000	10

Accessories	Page
Fixing	integrated in product
Marking	-
Coding	198
Miscellaneous	-

Pin headers RSV 1.6 LSF



Technical Data		VDE	UL	CSA
Rated voltage	V	250*	300	300
Rated current	A	10	10	13

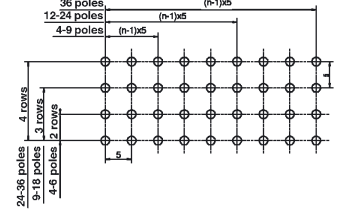
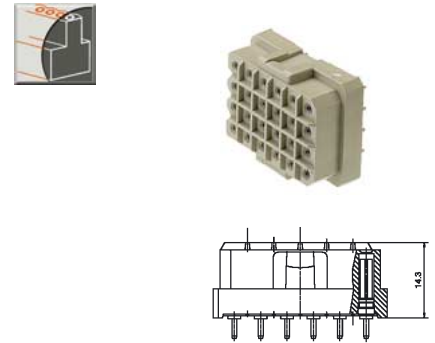
*Overvoltage category III / Pollution severity 3
Additional technical data see page 232

Solder pin length		3.2 mm	4.5 mm
tin-plated version			
Colour			
Poles	Type	Cat. No.	Qty.
4	RSV 1.6 LSF4 SN	1440900000	100
6	RSV 1.6 LSF6 SN	1441900000	50
9	RSV 1.6 LSF9 SN	1442900000	50
12	RSV 1.6 LSF12 SN	1443900000	25
18	RSV 1.6 LSF18 SN	1444900000	25
24	RSV 1.6 LSF24 SN	1445900000	20
36	RSV 1.6 LSF36 SN	1446900000	10

Solder pin length		3.2 mm	4.5 mm
gold-plated version			
Colour			
Poles	Type	Cat. No.	Qty.
4	RSV 1.6 LSF4 AU	1440800000	100
6	RSV 1.6 LSF6 AU	1441800000	50
9	RSV 1.6 LSF9 AU	1442800000	50
12	RSV 1.6 LSF12 AU	1443800000	25
18	RSV 1.6 LSF18 AU	1444800000	25
24	RSV 1.6 LSF24 AU	1445800000	20
36	RSV 1.6 LSF36 AU	1446800000	10

Accessories	Page
Fixing	integrated in product
Marking	-
Coding	198
Miscellaneous	-

Socket blocks RSV 1.6 LB



Technical Data		VDE	UL	CSA
Rated voltage	V	250*	300	300
Rated current	A	10	10	13

*Overvoltage category III / Pollution severity 3
Additional technical data see page 232

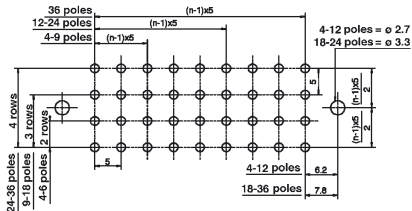
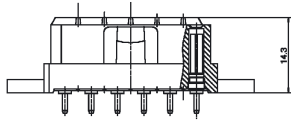

Solder pin length		3.2 mm	4.5 mm
tin-plated version			
Colour			
Poles	Type	Cat. No.	Qty.
4	RSV 1.6 LB4 SN	1440300000	100
6	RSV 1.6 LB6 SN	1441300000	50
9	RSV 1.6 LB9 SN	1442300000	50
12	RSV 1.6 LB12 SN	1443300000	25
18	RSV 1.6 LB18 SN	1444300000	25
24	RSV 1.6 LB24 SN	1445300000	20
36	RSV 1.6 LB36 SN	1446300000	10

Solder pin length		3.2 mm	4.5 mm
gold-plated version			
Colour			
Poles	Type	Cat. No.	Qty.
4	RSV 1.6 LB4 AU	1440200000	100
6	RSV 1.6 LB6 AU	1441200000	50
9	RSV 1.6 LB9 AU	1442200000	50
12	RSV 1.6 LB12 AU	1443200000	25
18	RSV 1.6 LB18 AU	1444200000	25
24	RSV 1.6 LB24 AU	1445200000	20
36	RSV 1.6 LB36 AU	1446200000	10

Accessories	Page
Fixing	integrated in product
Marking	-
Coding	198
Miscellaneous	-



Socket blocks RSV 1.6 LBF



Technical Data		VDE	UL	CSA
Rated voltage	V	250*	300	300
Rated current	A	10	10	13

*Overvoltage category III / Pollution severity 3
Additional technical data see page 232

Solder pin length **3.2 mm** **4.5 mm**
tin-plated version

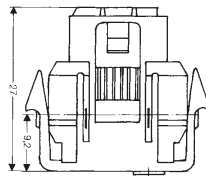

Colour				
Poles	Type	Cat. No.	Cat. No.	Qty.
4	RSV 1.6 LBF4 SN	1440700000	1413700000	100
6	RSV 1.6 LBF6 SN	1441700000	1414700000	50
9	RSV 1.6 LBF9 SN	1442700000	1415700000	50
12	RSV 1.6 LBF12 SN	1443700000	1416700000	25
18	RSV 1.6 LBF18 SN	1444700000	1417700000	25
24	RSV 1.6 LBF24 SN	1445700000	1418700000	20
36	RSV 1.6 LBF36 SN	1446700000	1419700000	10

Solder pin length **3.2 mm** **4.5 mm**
gold-plated version

Colour				
Poles	Type	Cat. No.	Cat. No.	Qty.
4	RSV 1.6 LBF4 AU	1440600000	1413600000	100
6	RSV 1.6 LBF6 AU	1441600000	1414600000	50
9	RSV 1.6 LBF9 AU	1442600000	1415600000	50
12	RSV 1.6 LBF12 AU	1443600000	1416600000	25
18	RSV 1.6 LBF18 AU	1444600000	1417600000	25
24	RSV 1.6 LBF24 AU	1445600000	1418600000	20
36	RSV 1.6 LBF36 AU	1446600000	1419600000	10

Accessories	Page
Fixing	integrated in product
Marking	-
Coding	198
Miscellaneous	-

Socket blocks RSV 1.6B



Technical Data		VDE	UL	CSA
Rated voltage	V	320*	600	600
Rated current	A	13	10	13
Clamping range max.	mm ² /AWG	2.5	12	12

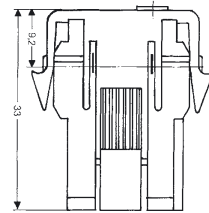

*Overvoltage category III / Pollution severity 3
Additional technical data see page 232

Colour				
Poles	Type	Cat. No.		Qty.
4	RSV 1.6 B4	1413000000		25
6	RSV 1.6 B6	1414000000		25
9	RSV 1.6 B9	1415000000		25
12	RSV 1.6 B12	1416000000		25
18	RSV 1.6 B18	1417000000		25
24	RSV 1.6 B24	1418000000		20
36	RSV 1.6 B36	1419000000		10

Suitable contact systems listed on next double page.

Accessories	Page
Fixing	integrated in product
Marking	-
Coding	198
Miscellaneous	203, 206, 207

Pin headers RSV 1.6S



Technical Data		VDE	UL	CSA
Rated voltage	V	320*	600	600
Rated current	A	13	10	13
Clamping range max.	mm ² /AWG	2.5	12	12

*Overvoltage category III / Pollution severity 3
Additional technical data see page 232


Colour				
Poles	Type	Cat. No.		Qty.
4	RSV 1.6 S4	1413100000		25
6	RSV 1.6 S6	1414100000		25
9	RSV 1.6 S9	1415100000		25
12	RSV 1.6 S12	1416100000		25
18	RSV 1.6 S18	1417100000		25
24	RSV 1.6 S24	1418100000		20
36	RSV 1.6 S36	1419100000		10

Suitable contact systems listed on next double page.


Accessories	Page
Fixing	integrated in product
Marking	-
Coding	198
Miscellaneous	203, 206, 207

Contact system GS/GB

Contact system CS/CB



- low cost and reliable contacts
- up to 100 mating cycles (gold-plated version)
- up to 50 mating cycles (tin-plated version)



- proven crimp contact design with four defined contact points
- locking latch in upper steel spring for non-slip contact fit
- up to 500 mating cycles (gold-plated version)
- up to 100 mating cycles (tin-plated version)

Crimp contacts GS/GB

The contact system GS/GB must not be combined with the CS/CB system!

Single contacts
tin-plated version

Cable cross-section mm ²	AWG	Insulation diameter mm	Type
0.32...0.5	22...20	2.0...2.5	Pin
			Socket
0.75...1.5	18...16	2.0...3.5	Pin
			Socket

Description	Cat. No.	Qty.
GS 1.6E 22-20 SnPb	1629870000	250
GB 1.6E 22-20 SnPb	1629790000	250
GS 1.6E 18-16 SnPb	1629860000	250
GB 1.6E 18-16 SnPb	1629780000	250

Bandolier
tin-plated version

Description	Cat. No.	Qty.
GS 1.6R 22-20 SnPb	1629890000	4500
GB 1.6R 22-20 SnPb	1629810000	4500
GS 1.6R 18-16 SnPb	1629880000	4500
GB 1.6R 18-16 SnPbB	1629800000	4500

Single contacts
gold-plated version

Cable cross-section mm ²	AWG	Insulation diameter mm	Type
0.32...0.5	22...20	2.0...2.5	Pin
			Socket
0.75...1.5	18...16	2.0...3.5	Pin
			Socket

Description	Cat. No.	Qty.
GS 1.6E 22-20 AU 0.75	1629830000	250
GB 1.6E 22-20 AU 0.75	1629750000	250
GS 1.6E 18-16 AU 0.75	1629820000	250
GB 1.6E 18-16 AU 0.75	1629740000	250

Bandolier
gold-plated version

Description	Cat. No.	Qty.
GS 1.6R 22-20 AU 0.75	1629850000	4500
GB 1.6R 22-20 AU 0.75	1629770000	4500
GS 1.6R 18-16 AU 0.75	1629840000	4500
GB 1.6R 18-16 AU 0.75	1629760000	4500

Crimp contacts CS/CB

The contact system CS/CB must not be combined with the GS/GB contact system!

Cable cross-section mm ²	AWG	Insulation diameter mm	Type
0.14...0.25	26...24	0.8...1.4	Pin - standard
			Pin - long
			Socket
0.34...0.5	22...20	1.1...1.8	Pin - standard
			Pin - long
			Socket
0.34...0.5	22...20	2.0...2.5	Pin - standard
			Pin - long
			Socket
0.75...1.5	18...16	2.0...2.5	Pin - standard
			Pin - long
			Socket
0.75...1.5	18...16	2.0...3.5	Pin - standard
			Pin - long
			Socket
2.5	14...12	2.8...3.5	Pin - standard
			Pin - long
			Socket
2.5	14...12	2.8...4.2	Pin - standard
			Pin - long
			Socket

Single contacts
tin-plated version

Description	Cat. No.	Qty.
CS 1.6E 26-24 SN I1.4	1421600000	250
CSL 1.6E 26-24 SN I1.4	1421700000*	250
CB 1.6E 26-24 SN I1.4	1421900000	250
CS 1.6E 22-20 SN I1.8	1423600000	250
CSL 1.6E 22-20 SN I1.8	1423700000*	250
CB 1.6E 22-20 SN I1.8	1423900000	250
CS 1.6E 22-20 SN I2.5	1425600000	250
CSL 1.6E 22-20 SN I2.5	1425700000*	250
CB 1.6E 22-20 SN I2.5	1425900000	250
CS 1.6E 18-16 SN I2.5	1427600000	250
CSL 1.6E 18-16 SN I2.5	1427700000*	250
CB 1.6E 18-16 SN I2.5	1427900000	250
CS 1.6E 18-16 SN I3.5	1582270000	250
CSL 1.6E 18-16 SN I3.5	1582350000*	250
CB 1.6E 18-16 SN I3.5	1582430000	250
CS 1.6E 14-12 SN I3.5	1429600000	250
CSL 1.6E 14-12 SN I3.5	1429700000*	250
CB 1.6E 14-12 SN I3.5	1429900000	250
CS 1.6E 14-12 SN I4.2	1582310000	250
CSL 1.6E 14-12 SN I4.2	1582390000*	250
CB 1.6E 14-12 SN I4.2	1582470000	250

* The long pins can be used with the standard pins to provide a leading-earth facility.

Bandolier
tin-plated version

Description	Cat. No.	Qty.
CS 1.6R 26-24 SN I1.4	1421500000	5000
CSL 1.6R 26-24 SN I1.4	1565900000*	5000
CB 1.6R 26-24 SN I1.4	1421800000	5000
CS 1.6R 22-20 SN I1.8	1423500000	5000
CSL 1.6R 22-20 SN I1.8	1565870000*	5000
CB 1.6R 22-20 SN I1.8	1423800000	5000
CS 1.6R 22-20 SN I2.5	1425500000	5000
CSL 1.6R 22-20 SN I2.5	1565840000*	5000
CB 1.6R 22-20 SN I2.5	1425800000	5000
CS 1.6R 18-16 SN I2.5	1427500000	5000
CSL 1.6R 18-16 SN I2.5	1565810000*	5000
CB 1.6R 18-16 SN I2.5	1427800000	5000
CS 1.6R 18-16 SN I3.5	1582280000	3000
CSL 1.6R 18-16 SN I3.5	1582360000*	3000
CB 1.6R 18-16 SN I3.5	1582440000	3000
CS 1.6R 14-12 SN I3.5	1429500000	3000
CSL 1.6R 14-12 SN I3.5	1565780000*	3000
CB 1.6R 14-12 SN I3.5	1429800000	3000
CS 1.6R 14-12 SN I4.2	1582320000	3000
CSL 1.6R 14-12 SN I4.2	1582400000*	3000
CB 1.6R 14-12 SN I4.2	1582480000	3000

* The long pins can be used with the standard pins to provide a leading-earth facility.

Cable cross-section mm ²	AWG	Insulation diameter mm	Type
0.14...0.25	26...24	0.8...1.4	Pin - standard
			Pin - long
			Socket
0.34...0.5	22...20	1.1...1.8	Pin - standard
			Pin - long
			Socket
0.34...0.5	22...20	2.0...2.5	Pin - standard
			Pin - long
			Socket
0.75...1.5	18...16	2.0...2.5	Pin - standard
			Pin - long
			Socket
0.75...1.5	18...16	2.0...3.5	Pin - standard
			Pin - long
			Socket
2.5	14...12	2.8...3.5	Pin - standard
			Pin - long
			Socket
2.5	14...12	2.8...4.2	Pin - standard
			Pin - long
			Socket

Single contacts
gold-plated version

Description	Cat. No.	Qty.
CS 1.6E 26-24 AU 0.75 I1.4	1420600000	250
CSL 1.6E 26-24 AU 0.75 I1.4	1420700000*	250
CB 1.6E 26-24 AU 0.75 I1.4	1420900000	250
CS 1.6E 22-20 AU 0.75 I1.8	1422600000	250
CSL 1.6E 22-20 AU 0.75 I1.8	1422700000*	250
CB 1.6E 22-20 AU 0.75 I1.8	1422900000	250
CS 1.6E 22-20 AU 0.75 I2.5	1424600000	250
CSL 1.6E 22-20 AU 0.75 I2.5	1424700000*	250
CB 1.6E 22-20 AU 0.75 I2.5	1424900000	250
CS 1.6E 18-16 AU 0.75 I2.5	1426600000	250
CSL 1.6E 18-16 AU 0.75 I2.5	1426700000*	250
CB 1.6E 18-16 AU 0.75 I2.5	1426900000	250
CS 1.6E 18-16 AU 0.75 I3.5	1582250000	250
CSL 1.6E 18-16 AU 0.75 I3.5	1582330000*	250
CB 1.6E 18-16 AU 0.75 I3.5	1582410000	250
CS 1.6E 14-12 AU 0.75 I3.5	1428600000	250
CSL 1.6E 14-12 AU 0.75 I3.5	1428700000*	250
CB 1.6E 14-12 AU 0.75 I3.5	1428900000	250
CS 1.6E 14-12 AU 0.75 I4.2	1582290000	250
CSL 1.6E 14-12 AU 0.75 I4.2	1582370000*	250
CB 1.6E 14-12 AU 0.75 I4.2	1582450000	250

* The long pins can be used with the standard pins to provide a leading-earth facility.

Bandolier
gold-plated version

Description	Cat. No.	Qty.
CS 1.6R 26-24 AU 0.75 I1.4	1420500000	5000
CSL 1.6R 26-24 AU 0.75 I1.4	1565880000*	5000
CB 1.6R 26-24 AU 0.75 I1.4	1420800000	5000
CS 1.6R 22-20 AU 0.75 I1.8	1422500000	5000
CSL 1.6R 22-20 AU 0.75 I1.8	1565850000*	5000
CB 1.6R 22-20 AU 0.75 I1.8	1422800000	5000
CS 1.6R 22-20 AU 0.75 I2.5	1424500000	5000
CSL 1.6R 22-20 AU 0.75 I2.5	1565820000*	5000
CB 1.6R 22-20 AU 0.75 I2.5	1424800000	5000
CS 1.6R 18-16 AU 0.75 I2.5	1426500000	5000
CSL 1.6R 18-16 AU 0.75 I2.5	1565790000*	5000
CB 1.6R 18-16 AU 0.75 I2.5	1426800000	5000
CS 1.6R 18-16 AU 0.75 I3.5	1582260000	3000
CSL 1.6R 18-16 AU 0.75 I3.5	1582340000*	3000
CB 1.6R 18-16 AU 0.75 I3.5	1582420000	3000
CS 1.6R 14-12 AU 0.75 I3.5	1428500000	3000
CSL 1.6R 14-12 AU 0.75 I3.5	1565760000*	3000
CB 1.6R 14-12 AU 0.75 I3.5	1428800000	3000
CS 1.6R 14-12 AU 0.75 I4.2	1582300000	3000
CSL 1.6R 14-12 AU 0.75 I4.2	1582380000*	3000
CB 1.6R 14-12 AU 0.75 I4.2	1582460000	3000

* The long pins can be used with the standard pins to provide a leading-earth facility.

